

Popcorn crochet hat: free pattern

Categories : [Hats](#), [Kids](#), [Patterns](#)

Tagged as : [Hats](#), [KidsPatterns](#)

Date : 08/12/2012

Gorro a crochet o ganchillo en punto popcorn o bodoque



www.mundocrochet.com

Popcorn crochet hat



www.mundocrochet.com

In this first post I want to show you this popcorn crochet hat that I crocheted for my daughter.

Here are the written instructions:

Begin with a magic circle.

Rounds:

1) Ch 3 (counts as first dc), 11 dc into ring, sl st in top of the first dc of the round. Total: 12

dc.

2) Ch 3 (counts as first dc), 1 dc in the same stitch. 2 dc in the next 11 st. Sl st in top of the first dc of the round. Total: 24 dc.

3) Ch 3 (counts as first dc), 2 dc in next stitch. Repeat until end. Sl st in top of the first dc of the round. Total: 36 dc.

4) Ch 3 (counts as first dc), 1 dc in 2nd st, 2 dc in 3rd st. Repeat until end. Sl st in top of the first dc of the round. Total: 48 dc.

5) Ch 3 (counts as first dc), 1 dc next 2 st, 2 dc in next st. Repeat until end. Sl st in top of the first dc of the round. Total: 60 dc.

6) Ch 3 (counts as first dc), 1 dc next 3 st, 2 dc in next st. Repeat until end. Sl st in top of the first dc of the round. Total: 72 dc.

7 to 10) Ch 3 (counts as first dc), 1 dc in each st of the round. Sl st in top of the first dc of the round. Total: 72 dc.

11) Ch 3 (counts as first dc), 1 dc in next 2 st, 1 5 dc popcorn v stitch in next st. Sl st in top of the first dc of the round. Total: 72 st.

12) Ch 3 (counts as first dc), 1 5 dc popcorn v stitch in next st. *3 dc, 1 5 dc popcorn st in next 4 st. Repeat from * until end. Sl st in top of the first dc of the round. Total: 72 st.

13) Repeat round 11. Total: 72 st.

14) Ch 3 (counts as first dc), 1 dc in each st of the round. Sl st in top of the first dc of the round. Total: 72 dc.

15) Ch 3 (counts as first dc), 1 fpdc in 2nd st, 1 bpdc 3rd st. Repeat from * until end. Sl st in top of the first dc of the round. Total: 72 st.

16 to 17) Repeat round 15. Total: 72 st.

Here you can see the charted pattern:

Size: 2 years old

Materials:

***100 grs.of sport yarn.**

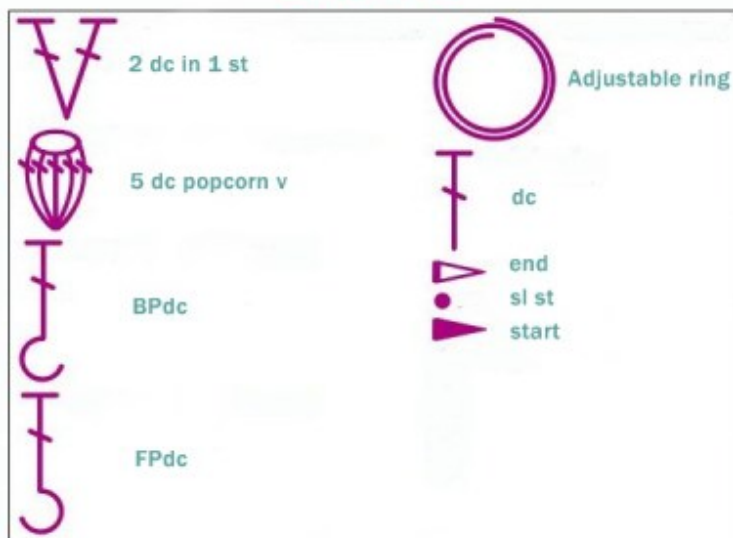
***crochet hook 4 mm/US G-6**

Gauge: 4 first rounds=4.5 cm.

Measures:



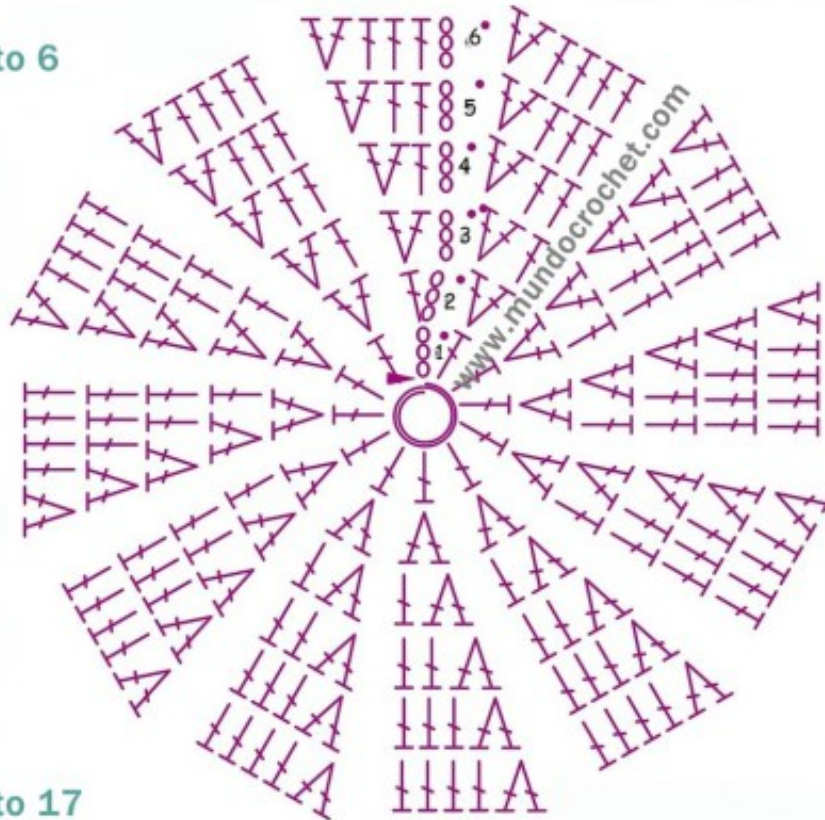
Stitches:




www.mundocrochet.com

Pattern:

Rounds 1 to 6



Rounds 7 to 17



www.mundocrochet.com

I hope you like it. Don't forget to send me the pictures of your projects using this pattern to soledad@mundocrochet.com o share them in the [facebook page of Mundo Crochet!](#)

[Versión en español.](#)

Regards

Soledad

Share this:

- [Click to share on Twitter \(Opens in new window\)](#)
- [Click to share on Facebook \(Opens in new window\)](#)
- [Click to share on Google+ \(Opens in new window\)](#)
- [Click to share on Pinterest \(Opens in new window\)](#)
- [Click to email this to a friend \(Opens in new window\)](#)
-