

## Simple baby Crochet hat

Categories : [Baby](#), [Hats](#), [Patterns](#)

Tagged as : [BabyHats](#)

Date : 29/06/2014

# Gorro simple para bebe a crochet



[www.mundocrochet.com](http://www.mundocrochet.com)

**Mundo Crochet**

El mejor blog para aprender crochet!

<http://www.mundocrochet.com>

---

# SIMPLE BABY CROCHET HAT



[www.mundocrochet.com](http://www.mundocrochet.com)

[www.mundocrochet.com](http://www.mundocrochet.com)

*In this new post I want to show you this beautiful baby crochet hat that matches with the [baby crochet cardigan](#) published in the previous post.*

*Like the cardigan, it is very easy to crochet. It uses the same stitches and the detail is in the two rounds of little ruffles that matches with the edge of the cardigan.*

*The size is 3 month old and I only use very little yarn. You can crochet the hat in one colour and the ruffles in another. Here you can see how they look together:*

# SIMPLE BABY CROCHET HAT



[www.mundocrochet.com](http://www.mundocrochet.com)

**Here are the written instructions:**

---

**Begin with a magic circle.**

**Rounds:**

- 1) Ch 3 (counts as first dc), 11 dc into ring, sl st in top of the first dc of the round. Total: 12 dc.**
- 2) Ch 3 (counts as first dc), 1 dc in the same stitch. 2 dc in the next 11 st. Sl st in top of the first dc of the round. Total: 24 dc.**
- 3) Ch 3 (counts as first dc), 2 dc in next stitch. Repeat until end. Sl st in top of the first dc of the round. Total: 36 dc.**
- 4) Ch 3 (counts as first dc), 1 dc in 2nd st, 2 dc in 3rd st. Repeat until end. Sl st in top of the first dc of the round. Total: 48 dc.**
- 5 to 9) Ch 3 (counts as first dc), 1 dc in each st of the round. Sl st in top of the first dc of the round. Total: 48 dc.**
- 10) Ch 3 (counts as first dc), 1 dc in each st of the round using only the back loop of the st. Sl st in top of the first dc of the round. Total: 48 dc.**
- 11) Repeat round 11.**
- 12) Ch 1, 1 sc in the same st. 1 sc in each st around. Sl st in the first sc of the round. Total: 48 sc.**
- 13) Repeat round 12.**

**The ruffles are crocheted in the 10th and 11th rounds using only the front loop of the st:**

**Round 10) Ch 1, sc in the same st, \*skip 1 st, 3 hdc in the next st. Skip 1 st, 1 sc in the next st\*. Repeat from \*to\* until end. Sl st in the first sc of the round.**

**Round 11) Repeat round 10.**

---

**Here you can see the charted pattern:**



# PATTERN:

## Measures:



Size: 3 month old

15 cm.

## Materials:

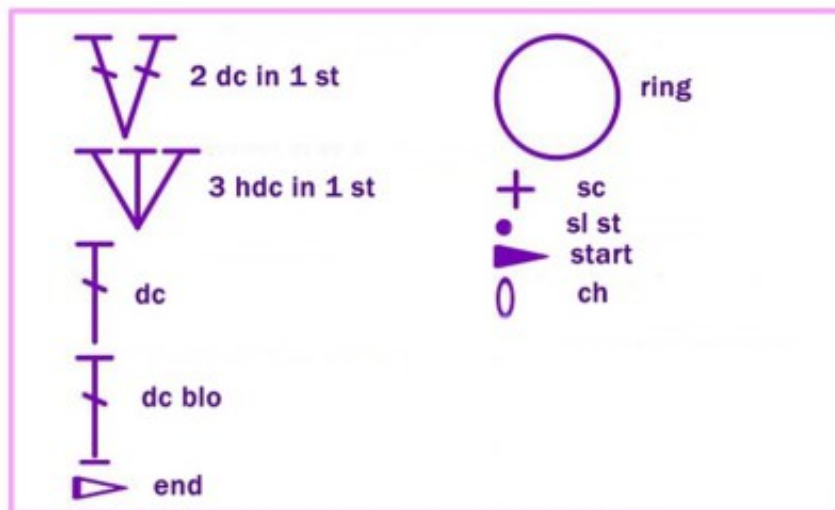
\*1.06 oz of sport yarn (3 mm width)

\*US 8-H / 5 mm crochet hook

## Gauge:

15 dc and 8 rows = 10x10cm

## Stitches:

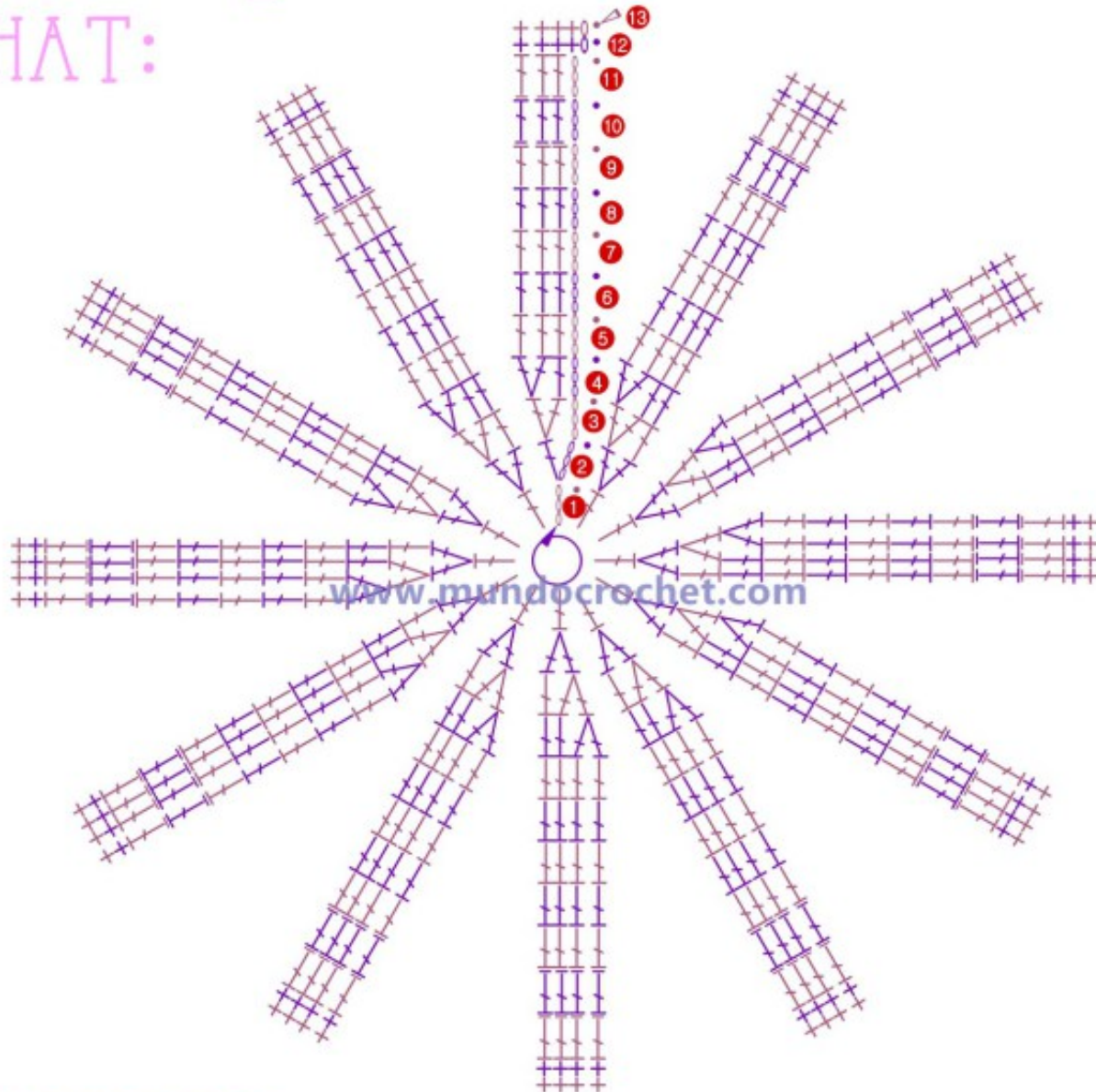


[www.mundocrochet.com](http://www.mundocrochet.com)

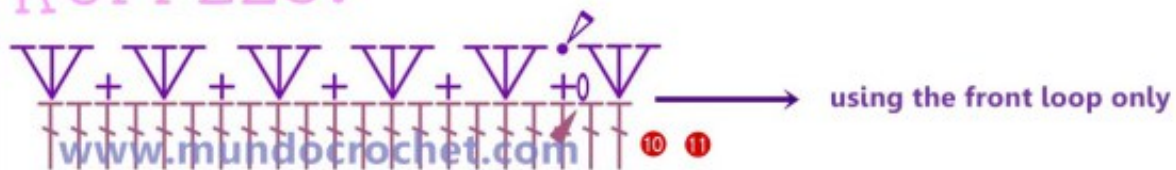


# PATTERN:

## HAT:



## RUFFLES:



[www.mundocrochet.com](http://www.mundocrochet.com)

*I hope you like it. Don't forget to send me the pictures of your projects using this pattern to [soledad@mundocrochet.com](mailto:soledad@mundocrochet.com) o share them in the [facebook page of Mundo Crochet!](#)*

[Versión en español.](#)

*Regards*

*Soledad*

**Share this:**

- [Click to share on Twitter \(Opens in new window\)](#)
- [Click to share on Facebook \(Opens in new window\)](#)
- [Click to share on Google+ \(Opens in new window\)](#)
- [Click to share on Pinterest \(Opens in new window\)](#)
- [Click to email this to a friend \(Opens in new window\)](#)

•